

Delivering leading edge, innovative power solutions for more than **30** years....

Model:GTM91110P240HPxx

May 20, 2019


GTM91110P240HPxx

Information

Model Number GTM91110P240HPxx

Description GTM91110P240HPxx, Medical Power Supply, Open Frame/Internal, Regulated Switchmode AC-DC Power Supply AC Adaptor, ,
Input Rating: 100-240V~, 50-60 Hz, , Output Rating: 300 Watts, Power rating with convection cooling (W) , 12-55V in 0.1V increments, Approvals:

Model Picture



Agency

Documents <http://www.globtek.info/certs/GTM91110P/>

CE

EC-Declaration https://www.globtek.com/pdf/ec_declaration/a0Oa000000PRj2EAD

RoHS/RoHS2

Declaration https://www.globtek.com/pdf/rohs_cert/a0Oa000000PRj2EAD

REACH

Declaration https://www.globtek.com/pdf/iso_certificates/REACH.pdf

Conflict

Minerals <https://www.globtek.com/pdf/conflict-minerals.pdf>

Declaration

Delivering leading edge, innovative power solutions for more than **30** years....

Model:GTM91110P240HPxx

May 20, 2019

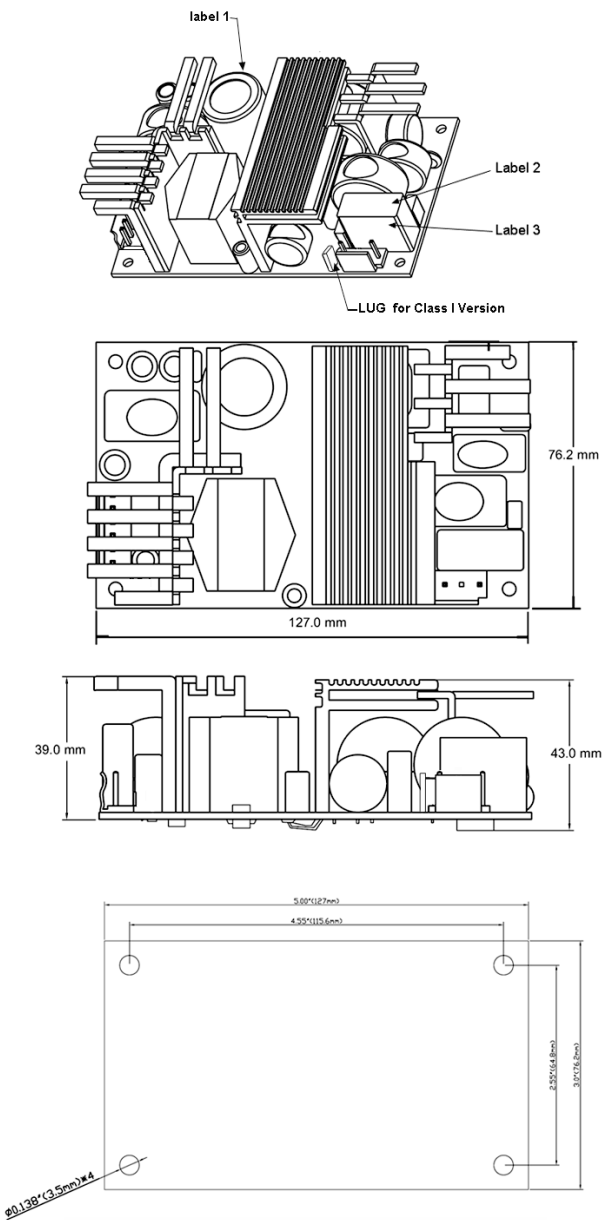
Model Parameters

Type	Open Frame/Internal
Technology	Regulated Switchmode AC-DC Power Supply AC Adaptor
Category	Medical Power Supply
Input Voltage	100-240V~, 50-60 Hz
I/P Amps (A)	4.0
Wattage (W)	300.0
Vout Range (V)	12-55
Efficiency Level	
Ingress Protection	
Size (mm)	127*76*43

Delivering leading edge, innovative power solutions for more than 30 years....

Model:GTM91110P240HPxx

May 20, 2019

ENCLOSURE


MOUNTING REQUIREMENTS:
 USE ONLY M3 TYPE SCREWS AND STANDOFF FOR MOUNTING.
 HARDWARES BIGGER THAN M3 TYPE MAY CAUSE SPACING
 VIOLATION BETWEEN LIVE PARTS AND THE CHASSIS.

Delivering leading edge, innovative power solutions for more than **30** years....

Model:GTM91110P240HPxx

May 20, 2019

RATING TABLE

Model Number	Voltage	Amps(A)	Watts(W)	RFQ
GTM91110P240HP1212 V	25		300.00	RFQ
GTM91110P240HP1515 V	20		300.00	RFQ
GTM91110P240HP1818 V	16.66		299.88	RFQ
GTM91110P240HP2424 V	12.5		300.00	RFQ
GTM91110P240HP3030 V	10		300.00	RFQ
GTM91110P240HP3636 V	8.33		299.88	RFQ
GTM91110P240HP4848 V	6.25		300.00	RFQ
GTM91110P240HP5555 V	5.45		299.75	RFQ

Delivering leading edge, innovative power solutions for more than 30 years....

Model:GTM91110P240HPxx

May 20, 2019

SPECIFICATIONS**A) ELECTRICAL SPECIFICATIONS:**

01. Input Voltage: Specified 90-264 Vac, Nameplate rated 100-240 Vac
02. Input Frequency: Specified 47-63 Hz, Nameplate rated 50/60 Hz
03. Inrush current: Cold start @ 25°C, 40A @ 115Vac, 80A @ 230Vac
04. Efficiency: 85% to 90% typical at full load, 120-240Vac input
05. Power factor: 0.98 typical at full load, 230Vac input
06. Turn on delay: 5 Seconds maximum, (3 seconds max option)
07. Load regulation: $\pm 1\%$ Measured at the connector side
08. Line regulation: $\pm 0.2\%$ Measured at the connector side
09. Output Ripple protection (Peak to Peak): $\pm 1\%$ maximum of nominal output voltage measured at 20 MHz bandwidth with 0.1 μ f ceramic capacitor in parallel with a low impedance 47 μ f electrolytic capacitor located 200mm from the end of the output connector
10. Turn on/off overshoot: 5% Maximum, 1mS recovery time
11. Hold up time: 8 mS @ 300W load, 10mS@200W load, 16mS@150W load at 115Vac input
12. Transient response: 2% Maximum deviation, returns to initial condition in 3 ms max for 25% load step, from 10% to 100% of rated load
13. Remote sense (optional): compensates for up to 0.5V voltage drop in output wiring.
Power supply will operate correctly, with or without remote sense pins hooked up.
14. Auxillary Output: For forced air fan 12V @ 250mA, if convection cooled 12V @ 150mA. Other output voltages and current ratings from 5V to 24V available, contact factory for availability.
15. Indicator: Green LED for output presence

B) PROTECTION

01. Input Protection: Input line fusing and 300Vac MOV
02. Short circuit: Protected. Unit will autorecover upon removal of short
03. Overload protection: Autorecover upon removal of overload
 - 150W, 175% - 210% of nominal power rating
 - 200W, 130% - 160% of nominal power rating
 - 240W, 110% - 130% of nominal power rating
 - 300W, 110% - 130% of nominal power rating
04. Over voltage: Protected at 110- 140% of nominal output voltage, latched type. AC cycling required to restore output. Autorecovery type OVP is an option, contact factory for availability.
05. Fan output protection: 3 Pin Linear Regulator, short circuit proof

C) SAFETY

01. Dielectric Withstand Voltage: 4000Vac or 5656Vdc from input to output,
On Class I models, 2500Vac or 3535Vdc from input to earth
02. Earth Leakage Current:
 - Class I Input Models: Does not exceed 500uA
 - Class II Input Models: Does not apply
03. Touch Current: Does not exceed 100uA, output terminations to earth
04. Output terminations rated as SELV, and Means of Operator Protection

D) OTHER:

01. MTBF: 200,000 Hours @ 25°C ambient temperature
02. Operating Temperature Range:
 - 10°C to 50°C @ 100% output power rating
 - 10°C to 70°C @ 50% output power derating
03. Cooling:

Delivering leading edge, innovative power solutions for more than **30** years....

Model:GTM91110P240HPxx

May 20, 2019

Open Frame 150W Series: Convection

Open Frame 240W and 300W Series: 20 CFM Forced Air Cooling

Perforated Plastic Housing 200W Series: 20 CFM Forced Air Cooling,
with convection cooling 50% derated (100W) output capability.

04. Relative Humidity: operating 0% to 90% Non-condensing

05. Storage Temperature: -30°C to 85°C

06. Altitude: up to 2000 meter

07. Random vibration/transient drop: MIL-STD 810E

E) MECHANICAL FORMAT:

150W, 240W and 300W Open Frame version

Size: 127*76.2*43 mm

Weight: 470 grams

200W Perforated Plastic Enclosure version


Size: 140*87.6*51.9 mm

Weight: 620 grams

Delivering leading edge, innovative power solutions for more than **30** years....

Model:GTM91110P240HPxx

May 20, 2019



Delivering leading edge, innovative power solutions for more than **30** years....

Model:GTM91110P240HPxx

May 20, 2019

Input Configuration

Delivering leading edge, innovative power solutions for more than **30** years....

Model:GTM91110P240HPxx

May 20, 2019

Approvals

Logo