

Delivering leading edge, innovative power solutions for more than 30 years....

Model:GTM91120-30VV-P3 (SR with UK Plug 3 pin)

August 17, 2019

GTM91120-30VV-P3 (SR with UK Plug 3 pin)

Information

Model Number GTM91120-30VV-P3 (SR with UK Plug 3 pin)

Description GTM91120-30VV-P3 (SR with UK Plug 3 pin), ITE / Medical Power Supply, 60601-1-4th Ed. , Potted/Encapsulated in plastic housing, Regulated Switchmode AC-DC Power Supply AC Adaptor, , Input Rating: 100-240V~, 50-60 Hz, UK BS 1363, (3) Blade Class I, Output Rating: 30 Watts, Power rating with convection cooling (W) , 5-48V in 0.1V increments, Approvals: EAC; ETL; PSE; Fuse 60335; Book 60601; CB 60601-1; CB 60950; CB EN/IEC 60335-1; CE; Class I; CE; China RoHS; FCC; IP68; Level V; LPS; RoHS; SIQ; SIQ; WEEE; Ukraine; VCCI; IEC/EN60601-1; IEC/EN60950-1; IEC 60335; cRUus; cRUus; CE; ETL; CB 60335;

Model Picture



- Agency Documents <http://www.globtek.info/certs/GTM91120-P2%20-P3/>
- CE https://www.globtek.com/pdf/ec_declaration/a0Oa000000JBGM0EAP
- EC-Declaration https://www.globtek.com/pdf/rohs_cert/a0Oa000000JBGM0EAP
- RoHS/RoHS2 Declaration https://www.globtek.com/pdf/rohs_cert/a0Oa000000JBGM0EAP
- REACH Declaration https://www.globtek.com/pdf/iso_certificates/REACH.pdf
- Conflict Minerals Declaration <https://www.globtek.com/pdf/conflict-minerals.pdf>

Delivering leading edge, innovative power solutions for more than **30** years....

Model:GTM91120-30VV-P3 (SR with UK Plug 3 pin)

August 17, 2019

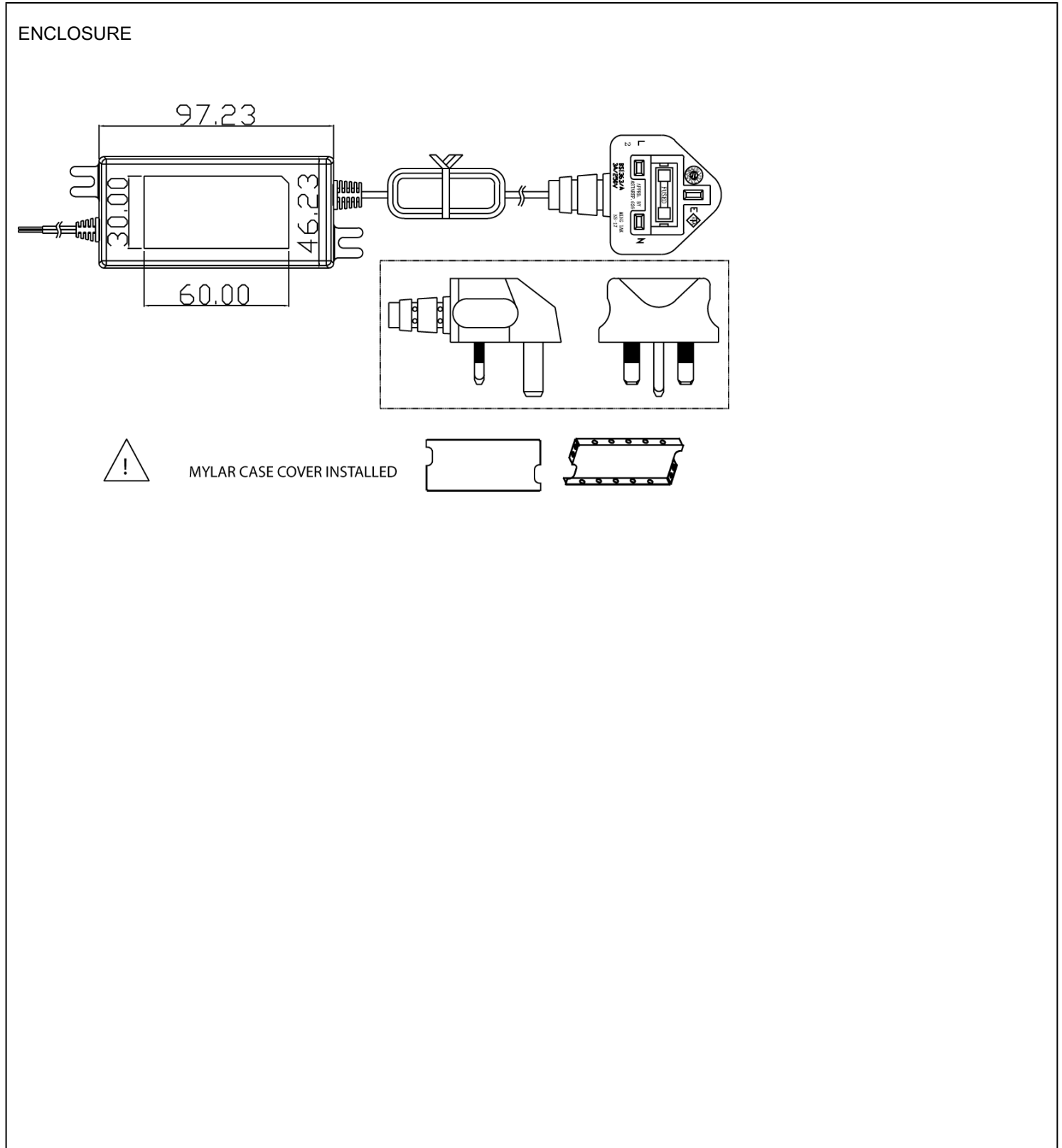
Model Parameters

Type	Potted/Encapsulated in plastic housing
Technology	Regulated Switchmode AC-DC Power Supply AC Adaptor
Category	ITE / Medical Power Supply
Input Voltage	100-240V~, 50-60 Hz
I/P Amps (A)	1.5A
Wattage (W)	30.0
Vout Range (V)	5-48
Efficiency Level	V
Ingress Protection	IP68
Size (mm)	

Delivering leading edge, innovative power solutions for more than 30 years....

Model:GTM91120-30VV-P3 (SR with UK Plug 3 pin)

August 17, 2019



Delivering leading edge, innovative power solutions for more than **30** years....

Model:GTM91120-30VV-P3 (SR with UK Plug 3 pin)

August 17, 2019

RATING TABLE

Model Number	Voltage(V)	Amps(A)	Watts(W)	RFQ
GTM91120-3007.5-2.5-P35 V	35 V	4	20.00	RFQ
GTM91120-3007.5-1.5-P36 V	36 V	3.75	22.50	RFQ
GTM91120-3010.5-1.5-P39 V	39 V	2.77	24.93	RFQ
GTM91120-3014.5-2.5-P312 V	12 V	2.5	30.00	RFQ
GTM91120-3014.5-1.0-P313.5 V	13.5 V	2.22	29.97	RFQ
GTM91120-3019.5-4.5-P315 V	15 V	2	30.00	RFQ
GTM91120-3019.5-1.5-P318 V	18 V	1.66	29.88	RFQ
GTM91120-3024-P3	24 V	1.25	30.00	RFQ
GTM91120-3036-P3	36 V	0.83	29.88	RFQ
GTM91120-3048-P3	48 V	0.625	30.00	RFQ

Delivering leading edge, innovative power solutions for more than 30 years....

Model:GTM91120-30VV-P3 (SR with UK Plug 3 pin)

August 17, 2019

SPECIFICATIONS**A) ELECTRICAL SPECIFICATIONS:**

1. Input Voltage: Specified 90-264 Vac, Nameplate rated: 100-240Vac
2. Input Frequency: Specified 47-63 Hz, Nameplate rated 50-60Hz
3. Output power (rated): 30Watts max
4. Output Regulation: +/- 5% measured at the output connector
5. Line Voltage Regulation: +/- 2% typical measured at full load
6. Output Ripple (Vp-p): +/-2% maximum, measured at 20 MHz bandwidth with 0.1 uf ceramic capacitor in parallel with 10 uf electrolytic capacitor connected at the end of the output connector at nominal line
Optional low ripple option available (RFP4579)
7. Turn-ON/OFF Overshoot: 5% maximum, 500uS typical recovery time for 25% to 50% step load
8. Turn-ON Delay: 3 Seconds, maximum @ full load, nominal line
9. Hold-Up Time: 5mS typical @ nominal input voltage and full load
10. Inrush Current: 60A maximum cold start @ 240Vac input
11. Switching Frequency: 100 KHz typical

B) PROTECTION

1. Over-Voltage: Protected with a Zener diode clamp across the output
2. Short Circuit: Hiccup with auto recovery
3. Over-load: Hiccup with auto recovery
4. Input Protection: Input line and neutral fusing

C) SAFETY

1. Dielectric Withstand Voltage: 5656Vdc from primary to secondary
2. Earth Leakage Current: Did not exceed 5 mA in NORMAL CONDITION and 10 mA in SINGLE FAULT CONDITION
3. Touch Current: Did not exceed 100uA NC(Normal condition) 500uA SFC(single fault condition)
4. Earth continuity test:<0.1 Ohm or < 0.2 Ohm when with a non-detachable Power Supply cord, Class I Only
5. MTBF: 200,000 hours @ 25°C ambient temperature
6. Operating Temperature: 0°C to 40°C ambient temperature
7. Humidity: 0% to 90% relative humidity
8. Storage Temperature: -10°C to 80°C
9. ROHS2: Complies with EU 2011/65/EU and China SJ/T 11363-2006

D) OTHER:

1. MTBF: 200,000 Hours @ 25°C ambient temperature
2. Operating Temperature: 0°C to 40°C ambient temperature
3. Humidity: 0% to 90% relative humidity
4. Storage Temperature: -10°C to 80°C
5. Cooling: Convection
6. For EMI suppression 28A026-0A2 Snap-on Ferrites are recommended on both input and output cables, if required.

E) ENCLOSURE

1. Housing: High impact plastic, 94V0 polycarbonate, non-vented
2. Size: 97.23 x 46.23 x 32.0 +/- 1.0 mm
3. Markings: Label and/or Pad Printed and/or Molded in the case
4. Ingress Protection: IP68, Dust Tight, No ingress of dust, complete protection against contact as well as Protected against liquid Immersion beyond 1 m

Delivering leading edge, innovative power solutions for more than **30** years....

Model:GTM91120-30VV-P3 (SR with UK Plug 3 pin)

August 17, 2019

DERATING CURVE

Delivering leading edge, innovative power solutions for more than 30 years....

Model:GTM91120-30VV-P3 (SR with UK Plug 3 pin)

August 17, 2019

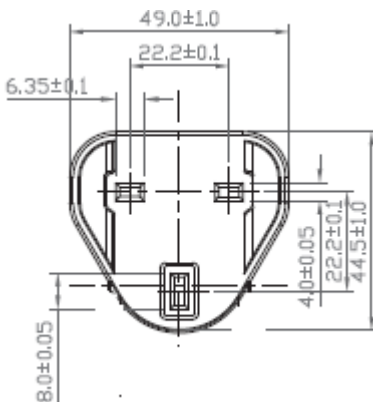
Input Configuration

Description UK BS 1363, (3) Blade Class I

The line and neutral pins have a rectangular cross section 6.35 mm by 4.0 mm, 17.7 mm long and with centres 22.2 mm apart. The protective-earth pin is a rectangular cross section 8.0 mm by 4.0 mm, 22.3 mm long and with a centre line 22.2 mm from the line/neutral pin centre line. The dimensions were originally specified in decimal inches with asymmetric tolerances and redefined as minimum and maximum metric dimensions in BS 1363:1984.

Dimensions are chosen to provide safe clearance to live parts. The distance from any part of the line and neutral pins to the periphery of the plug base must be not less than 9.5 mm. This ensures that nothing can be inserted alongside a pin when the plug is in use, and helps keep fingers away from the pins. The minimum insertion distance from the face of the socket-outlet to the first point of contact with a live part is 9.6 mm.

The longer earth pin ensures that the earth path is connected before the live pins, and remains connected after the live pins are removed. The earth pin is too large to be inserted into the line or neutral sockets by mistake.



Delivering leading edge, innovative power solutions for more than 30 years....

Model:GTM91120-30VV-P3 (SR with UK Plug 3 pin)

August 17, 2019

Output Configuration

Common output connector options:


 L Type (Coaxial
5.5x2.5mm plug)

 C Type (Coaxial
5.5x2.1mm plug)

 K Type (Coaxial
3.5x1.3mm plug)

 LL Type (5.5x2.5mm
Locking 760k type)

 CL Type (5.5x2.1mm
Locking S761k type)

 ML2 Type (Molex
housing 43025-0200)


YL3 Type (KPPX-3P)



YL4 Type (KPPX-4P)


 EJ1/2/3/4/5 (EIAJ
RC-5320A type
connectors)


MSB Type (Micro USB)


 USBC Type (USB Type
C)

 Inquire for custom
design

 For a comprehensive list of options, [click here](#)











Contact GlobTek for your specific requirements or custom solutions.

Delivering leading edge, innovative power solutions for more than 30 years....

Model:GTM91120-30VV-P3 (SR with UK Plug 3 pin)

August 17, 2019











Approvals

Logo	Description
	Attention Mark / Refer to operating manual for operating and service instructions
	Book 60335 up to 36 Volts
	60601-1 3rd Operating Instructions
No Logo Applicable	CB report IEC 60601-1: 2005 + CORR. 1 (2006) + CORR. 2 (2007) and or EN 60601-1:2006 3rd Edition including 2MOOP requirements
No Logo Applicable	IEC 60335-1:2010 (Fifth Edition) incl. Corr. 1:2010 and Corr. 2:2011 + A1:2013
No Logo	CB Certificate IEC 60950-1:2005 (2nd Edition), Am 1: 2009, CB report IEC 60950-1:2005 (2nd Edition), Am 1: 2009 and EN 60950-1:2006 + Am 1:2010 + Am 11:2009 + Am 12:2011
No Logo Applicable	CB to 60335-1 5th Edition (Safety of Household and Similar Electrical Appliances, Part 1: General Requirements) CB Report/ Certificate IEC 60335-1:2010 Up to 36 volts only
	CE Mark: tested to comply with EN 55032:2012+AC:2013, EN 61000-3-2:2014, EN 61000-3-3:2013, EN 55024:2010, EN 60601-1-2:2015
	CE Mark: tested to comply with EN55022:2006/A1:2007 Class B, EN610003-2, EN610003-3 including EN61000-4-2, EN61000-4-3, EN61000-4-4, EN61000-4-5, EN61000-4-6N EN61000-4-11; EMI: Complies with EN55011 CLASS B and FCC Part 15B - On label or Molded in case
	CE Mark: tested to comply with EN 60601-1-2:2015 Medical electrical equipment Part 1-2: - Mark is on the label or Molded in the case
	AAMI ES60601-1:2005 +A1 - Medical Electrical Equipment - Part 1: General Requirements CAN/CSA-C22.2 No.60601-1:14, Third Edition Issued: 2014/03/01 - Medical Electrical Equipment - Part 1 IEC 60601-1-11 Issued: 2015/01/20 Ed. 2 Medical Elec. Equip.
	CHINA SJ/T 11364-2014, China RoHS Chart: http://en.globtek.com/globtek-rohs.php
	Class I Earth Ground
	cRUus Registered E170507 CSA C22.2 No. 60950-1 2nd Ed.
	cRUus UL Recognized Component E172861 3rd Edition w-RM ANSI-AAMI ES60601-1 (2005 + C1:09 + A2:10) and CAN-CSA-C22.2 No. 60601-1 (2008)
	Certification # TC RU AR46.B.75423 Custom Union of Russia, Belarus and Kazakhstan
	Medical Electrical Equipment - Part 1: General Requirements For Basic Safety And Essential Performance (R2012) [AAMI ES60601-1:2005 +C1;A2] [CSA C22.2#60601-1:2014 Ed.3] [AAMI HA60601-1-11:2015 Ed.2]

Delivering leading edge, innovative power solutions for more than 30 years....

Model:GTM91120-30VV-P3 (SR with UK Plug 3 pin)

August 17, 2019

	FCC PART 15 CLASS B
IEC/EN60335-1	IEC/EN60335-1 Up to 36 volts
IEC/EN60601-1	IEC/EN60601-1
IEC/EN60950-1	IEC/EN60950-1
	Indoor Use Only - Mark is on the label or Molded in the case
IP68	Ingress Protection: ?IP68 to IEC60529:2001 Totally dust tight and Protected against long periods of immersion under pressure
EFFICIENCY LEVEL 	Efficiency: complies to section 301 of Energy Independence and Security Act (EISA) complies with Energy Star tier 2 (North America), ECP tier 2 (China), MEPS tier 2 (Australia), Code of Conduct (Europe)
LPS	Limited Power Source
 GlobTek, Inc.	JAPAN TUV Rheinland-PSE GlobTek Inc to J60950-1(H26) , J55022(H22),J3000(H25).Please follow the procedure listed in the following link for proper import to Japan: http://en.globtek.com/importing-to-japan.php .
RoHS	Specifications of directive 2011/65/EU Annex VI (ROHS-2) with amendment 2015/863-EU (ROHS-3) http://www.ce-mark.com/Rohs%20final.pdf
 RoHS Symbol Serial NO. YEAR WEEK Class NO for production	Serial Number Information
 IEC/EN60335-1	SIQ IEC/EN 60335-1 (Safety of Household and Similar Electrical Appliances, Part 1: General Requirements) up to 36 volts
 IEC/EN60601-1	SIQ Mark License EN60601-1, 3rd edition
 10276	Ukraine UKRSepr (Document: www.globtek.com/html/iso_certificates/GT_Ukraine.pdf)
 	Japan: Voluntary Control Council for Interference (VCCI) WEEE: Complies with EU 2012/19/EU (http://ec.europa.eu/environment/waste/wEEE/index_en.htm) Mark is on the label or Molded in the case