

Delivering leading edge, innovative power solutions for more than 30 years....

Model:GTM91120-30VV-FW

July 16, 2019

GTM91120-30VV-FW

Information

Model Number GTM91120-30VV-FW

Description GTM91120-30VV-FW, ITE / Medical Power Supply, 60601-1-4th Ed. , Open Frame/Internal, Regulated Switchmode AC-DC Power Supply AC Adaptor, , Input Rating: 100-240V~, 50-60 Hz, 5-PIN PC BOARD 3.96 mm WAFER CONNECTOR, JVE P/N: 24W1180-05S10-01T-3.6-R2A-CG01 CLASS II or EQUIVALENT, Output Rating: 30 Watts, Power rating with convection cooling (W) , 5-48V in 0.1V increments, Approvals: Fuse 60335; Book 60601; Fuse 60335; GOST-R; Ta:40°C; LPS; RCM; S-Mark IEC/EN 60601-1; SIQ; S-Mark 60950; SIQ 61558; Ukraine; IEC 61558-1; WEEE; VCCI; SIQ; Designed to meet EN 60601-1; SIQ; Level V; FCC; CE; CE; CB EN/IEC 60335-1; CB 60950; CB 60601-1; cRUus; cRUus; IEC 60335; IEC/EN60601-1; IEC/EN60950-1; CE; Double Insulation; ETL; CB 60335; RoHS; China RoHS;

Model Picture



Agency

Documents <http://www.globtek.info/certs/GTM91120-T2%20-T3A%20-FW/>

CE

EC-Declaration https://www.globtek.com/pdf/ec_declaration/a0Oa000000HWWF4EAP

RoHS/RoHS2

Declaration https://www.globtek.com/pdf/rohs_cert/a0Oa000000HWWF4EAP

Declaration

REACH

Declaration https://www.globtek.com/pdf/iso_certificates/REACH.pdf

Conflict

Minerals

Declaration <https://www.globtek.com/pdf/conflict-minerals.pdf>

Declaration

Delivering leading edge, innovative power solutions for more than **30** years....

Model:GTM91120-30VV-FW

July 16, 2019

Model Parameters

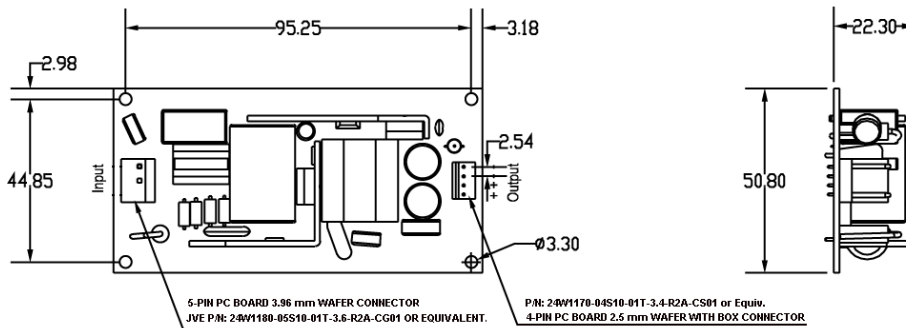
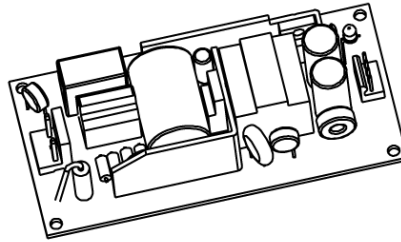
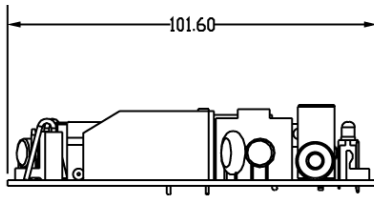
Type	Open Frame/Internal
Technology	Regulated Switchmode AC-DC Power Supply AC Adaptor
Category	ITE / Medical Power Supply
Input Voltage	100-240V~, 50-60 Hz
I/P Amps (A)	1.5A
Wattage (W)	30.0
Vout Range (V)	5-48
Efficiency Level	V
Ingress Protection	
Size (mm)	101.6x50.8x22.30

Delivering leading edge, innovative power solutions for more than 30 years....

Model:GTM91120-30VV-FW

July 16, 2019

ENCLOSURE



Delivering leading edge, innovative power solutions for more than **30** years....

Model:GTM91120-30VV-FW

July 16, 2019

RATING TABLE

Model Number	Voltage	Amps(A)	Watts(W)	RFQ
GTM91120-3007.5-2.5-FW5 V	4		20.00	RFQ
GTM91120-3007.5-1.5-FW6 V	3.75		22.50	RFQ
GTM91120-3010.5-1.5-FW9 V	2.77		24.93	RFQ
GTM91120-3010.5-1.4-FW9.1 V	3.3		30.03	RFQ
GTM91120-3014.5-2.5-FW12 V	2.5		30.00	RFQ
GTM91120-3019.5-4.5-FW15 V	2		30.00	RFQ
GTM91120-3019.5-1.5-FW18 V	1.66		29.88	RFQ
GTM91120-3024-FW	24 V	1.25	30.00	RFQ
GTM91120-3036-FW	36 V	0.83	29.88	RFQ
GTM91120-3048-FW	48 V	0.625	30.00	RFQ

Delivering leading edge, innovative power solutions for more than 30 years....

Model:GTM91120-30VV-FW

July 16, 2019

SPECIFICATIONS

A) ELECTRICAL SPECIFICATIONS:

1. Input Voltage: Specified 90-264 Vac, Nameplate rated 100-240 Vac
2. Input Frequency: Specified 47-63 Hz, Nameplate rated 50-60 Hz
3. Output power (rated): 30Watts max

Note: Refer to Power Supply information on page 2 for the corresponding rated output power for the specific output voltage.

4. Output Regulation: +/- 5% measured at the output connector
5. Line Voltage Regulation: +/- 2% typical measured at full load
6. Output Ripple (Vp-p): +/-2% maximum, measured at 20 MHz bandwidth with 0.1 uf ceramic capacitor in parallel with 10 uf electrolytic capacitor connected at the end of the output connector at nominal line
Optional low ripple option available (RFP4579)
7. Turn-ON/OFF Overshoot: 5% maximum, 500uS typical recovery time for 25% to 50% step load
8. Turn-ON Delay: 3 Seconds, maximum @ full load, nominal line
9. Hold-Up Time: 8mS typical @ nominal input voltage and full load
10. Inrush Current: 60A maximum cold start @ 240Vac input
11. Switching Frequency: 100 KHz typical

B) PROTECTION

1. Over-Voltage: Protected with a Zener diode clamp across the output
2. Short Circuit: Hiccup with auto recovery
3. Over-load: Hiccup with auto recovery
4. Input Protection: Input line and neutral fusing

C) SAFETY

1. Dielectric Withstand Voltage: 5656Vdc from primary to secondary
2. Earth Leakage Current: N/A for Class II units, there is no PE Ground pin, so Earth Leakage current is not measured
3. Touch Current: Maximum allowed values: 100uA NC(Normal condition) 500uA SFC(single fault condition)

D) OTHER:

1. MTBF: 200,000 Hours @ 25°C ambient temperature
2. Humidity: 0% to 90% relative humidity
3. Storage Temperature: -10°C to 80°C
4. Operating Temperature: 0°C to 40°C ambient temperature
5. Cooling: Convection

E) ENCLOSURE

1. Housing: Open Frame
2. Size: 101.6 x 50.8 x 22.3 mm +/-1.0 mm
3. Markings: Label and/or Pad Printed

Delivering leading edge, innovative power solutions for more than **30** years....

Model:GTM91120-30VV-FW

July 16, 2019

DERATING CURVE

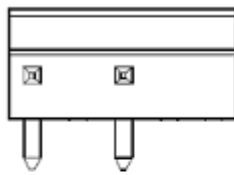
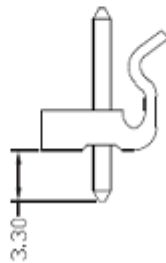
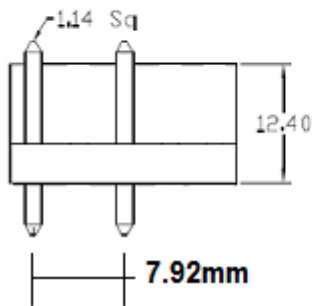
Delivering leading edge, innovative power solutions for more than **30** years....

Model:GTM91120-30VV-FW

July 16, 2019

Input Configuration

Description 5-PIN PC BOARD 3.96 mm WAFER CONNECTOR, JVE P/N: 24W1180-05S10-01T-3.6-R2A-CG01 CLASS II or EQUIVALENT

**Note: Only use 2 pins
of this 5pin Header.**

Optional Input Wiring Kits are available:

PN/Ordering No	Length	End A	End B
XHP410070M7MLX3(R)	70	JST XHP-4	Molex 09-93-0300
C810070M6MLX3(R)	60	IEC60320 C8	Molex 09-93-0300

Custom lengths, construction, cable types, ferrites, filters, and termination available upon request.

Delivering leading edge, innovative power solutions for more than 30 years....

Model:GTM91120-30VV-FW

July 16, 2019











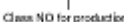







Approvals

Logo	Description
	Book 60335 up to 36 Volts
	60601-1 3rd Operating Instructions
No Logo Applicable	CB Report to ETL 60601-1, 3rd Edition+60601-1-11
No Logo Applicable	CB report 60950-1 2nd Ed
No Logo Applicable	IEC 60335-1:2010 (Fifth Edition) incl. Corr. 1:2010 and Corr. 2:2011 + A1:2013
No Logo Applicable	CB to 60335-1 5th Edition (Safety of Household and Similar Electrical Appliances, Part 1: General Requirements) CB Report/ Certificate IEC 60335-1:2010 Up to 36 volts only
	CE Mark: tested to comply with EN 55032:2012+AC:2013, EN 61000-3-2:2014, EN 61000-3-3:2013, EN 55024:2010, EN 60601-1-2:2015
	CE Mark: tested to comply with EN55022:2006/A1:2007 Class B, EN610003-2, EN610003-3 including EN61000-4-2, EN61000-4-3, EN61000-4-4, EN61000-4-5, EN61000-4-6N EN61000-4-11; EMI: Complies with EN55011 CLASS B and FCC Part 15B - On label or Molded in case
	CE Mark: tested to comply with EN 60601-1-2:2015 Medical electrical equipment Part 1-2: - Mark is on the label or Molded in the case
  Intertek	AAMI ES60601-1:2005 +A1 - Medical Electrical Equipment - Part 1: General Requirements CAN/CSA-C22.2 No.60601-1-14, Third Edition Issued: 2014/03/01 - Medical Electrical Equipment - Part 1 IEC 60601-1-11 Issued: 2015/01/20 Ed. 2 Medical Elec. Equip.
 	CHINA SJ/T 11364-2014, China RoHS Chart: http://en.globtek.com/globtek-rohs.php cRUus Registered E170507 CSA C22.2 No. 60950-1 2nd Ed.
	cRUus UL Recognized Component E172861 3rd Edition w-RM ANSI-AAMI ES60601-1 (2005 + C1:09 + A2:10) and CAN-CSA-C22.2 No. 60601-1 (2008)
No Logo	Designed to meet EN 60601-1:2006 + A11:2011 +A1:2013 3rd Edition
 T3.15A 250VAC 	FCC PART 15 CLASS B Fuse 60335 T3.15A 250VAC Up to 36 volts
	GOST-R mark for Russia(Document: http://www.globtek.com/html/iso_certificates/GT_GOST-R.pdf). 03/15/2015. Due to lack of demand, GlobTek will not be renewing it's GOST certification. Please contact your sales engineer for pricing on EAC.
Ta:40°C IEC/EN60335-1	IEC 61558-1 Maximum Ambient Temperature, Max 40°C IEC/EN60335-1 Up to 36 volts

Delivering leading edge, innovative power solutions for more than 30 years....

Model:GTM91120-30VV-FW

July 16, 2019

IEC/EN60601-1	IEC/EN60601-1
IEC/EN60950-1	IEC/EN60950-1
	Indoor Use Only - Mark is on the label or Molded in the case
EFFICIENCY LEVEL 	Efficiency: complies to section 301 of Energy Independence and Security Act (EISA) complies with Energy Star tier 2 (North America), ECP tier 2 (China), MEPS tier 2 (Australia), Code of Conduct (Europe)
LPS	Limited Power Source
	RCM certificate SAA-161679-EA; Australia and New Zealand Regulatory Compliance, Mark (http://rcm.standards.org.au/rcmfaq/rcmfaq.htm)
RoHS	Specifications of directive 2011/65/EU Annex VI (ROHS-2) with amendment 2015/863-EU (ROHS-3) http://www.ce-mark.com/Rohs%20final.pdf
 Intertek IEC/EN60601-1	IEC 60601-1:2005+A1 EN 60601-1:2006+A1:2013+A12:2014 IEC 60601-1-11:2015 EN 60601-1-11:2015
 Intertek IEC/EN60950-1	Semko S-Mark-Cert- EN60950-1
 RoHS000158101007	Serial Number Information
    	
 IEC/EN60335-1	SIQ IEC/EN 60335-1 (Safety of Household and Similar Electrical Appliances, Part 1: General Requirements) up to 36 volts
 IEC/EN60601-1	SIQ Mark License EN60601-1, 3rd edition
 IEC/EN60950-1	SIQ Mark License EN 60950-1:2006 + A1:2010 + All :2009 + A12:2011
 IEC/EN61558-1	EN 61558-2-16:2009 + A1 :2013 EN 61558-1 :2005 + A 1 :2009EN 61558-2-16:2009 + A1 :2013 EN 61558-1 :2005 + A 1 :2009EN 61558-2-16:2009 + A1 :2013 EN 61558-1 :2005 + A 1 :2009EN 61558-2-16:2009 + A1 :2013 EN 61558-1 :2005 + A 1 :2009
	Transformer Symbol IEC 61558-1 SMPS Short-Circuit –Proof Safety Isolating Transformer
	Transformer Symbol IEC 61558-1 SMPS Switch Mode Power supply
 1Q276	Ukraine UKRSepr (Document: www.globtek.com/html/iso_certificates/GT_Ukraine.pdf)

Delivering leading edge, innovative power solutions for more than **30** years....

Model:GTM91120-30VV-FW

July 16, 2019



Japan: Voluntary Control Council for Interference (VCCI)

WEEE: Complies with EU 2012/19/EU (http://ec.europa.eu/environment/waste/wEEE/index_en.htm)

Mark is on the label or Molded in the case