

Delivering leading edge, innovative power solutions for more than 30 years....

Model:GT-41060-WVVV-Q

June 24, 2019

## GT-41060-WVVV-Q

### Information

Model Number GT-41060-WVVV-Q

Description GT-41060-WVVV-Q, ITE Power Supply, 60601-1-4th Ed. , Wall Plug-in, Regulated Switchmode AC-DC Power Supply AC Adaptor , Input Rating: 100-240V~, 50-60 Hz, Blade Options for Q Series Wall Plug-in Power Supplies, Output Rating: 15 Watts, Power rating with convection cooling (W) , 3.0-30V in 0.1V increments, Approvals: RCM; EAC; CE; WEEE; Double Insulation; VCCI; RoHS; FCC; NrCAN; NEMKO 60950; CCC; China RoHS; IRAM; PSE; UL/cUL; LPS; Level IV 115V; Ukraine; Korea (12V Only); Singapore (12V only); CB 60950; IP52; IP40; PSE; India;

Model Picture



- Agency Documents <http://www.globtek.info/certs/GT-41060/>
- CE Declaration [https://www.globtek.com/pdf/ec\\_declaration/a0O30000007P7YVEA0](https://www.globtek.com/pdf/ec_declaration/a0O30000007P7YVEA0)
- RoHS/RoHS2 Declaration [https://www.globtek.com/pdf/rohs\\_cert/a0O30000007P7YVEA0](https://www.globtek.com/pdf/rohs_cert/a0O30000007P7YVEA0)
- REACH Declaration [https://www.globtek.com/pdf/iso\\_certificates/REACH.pdf](https://www.globtek.com/pdf/iso_certificates/REACH.pdf)
- Conflict Minerals Declaration <https://www.globtek.com/pdf/conflict-minerals.pdf>

Delivering leading edge, innovative power solutions for more than **30** years....

Model:GT-41060-WVVV-Q

June 24, 2019

**Model Parameters**

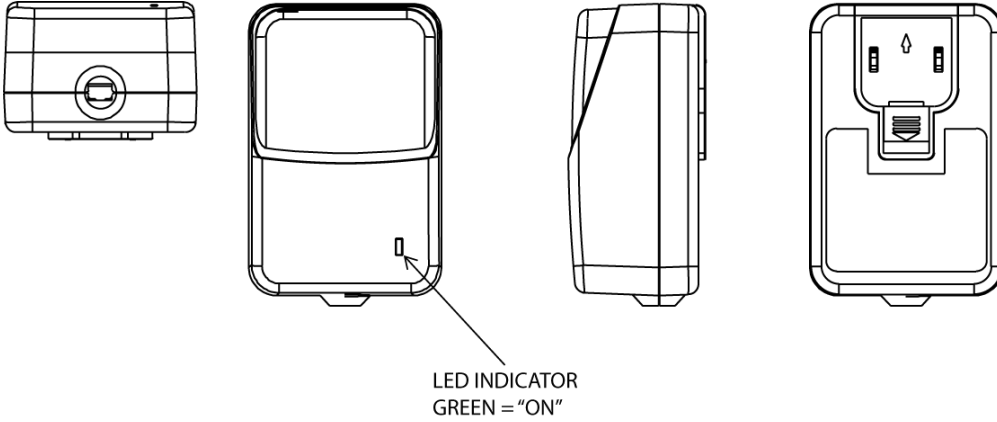
Type	Wall Plug-in
Technology	Regulated Switchmode AC-DC Power Supply AC Adaptor
Category	ITE Power Supply
Input Voltage	100-240V~, 50-60 Hz
I/P Amps (A)	0.6 A
Wattage (W)	15.0
Vout Range (V)	3.0-30
Efficiency Level	IV
Ingress Protection	IP40
Size (mm)	84.0* 56.0*37.9

Delivering leading edge, innovative power solutions for more than **30** years....

Model:GT-41060-WVVV-Q

June 24, 2019

ENCLOSURE



Delivering leading edge, innovative power solutions for more than **30** years....

Model:GT-41060-WVVV-Q

June 24, 2019

**RATING TABLE**

Model Number	Voltage	Amps(A)	Watts(W)	RFQ
GT-41060-1003	3 V	3.3	9.90	<a href="#">RFQ</a>
GT-41060-1505-1.7	3.3 V	4.54	14.98	<a href="#">RFQ</a>
GT-41060-1505-1.0	4 V	3.75	15.00	<a href="#">RFQ</a>
GT-41060-1505	5 V	3	15.00	<a href="#">RFQ</a>
GT-91125-15005	5 V	30	150.00	<a href="#">RFQ</a>
HES61-30	5 V	3	15.00	<a href="#">RFQ</a>
GT-41060-1706	6 V	2.8	16.80	<a href="#">RFQ</a>
GT-348-6-1000D	6 V	1	6.00	<a href="#">RFQ</a>
GT-41060-1809-1.5	7.5 V	2.4	18.00	<a href="#">RFQ</a>
GT-41060-1809	9 V	2	18.00	<a href="#">RFQ</a>
GT-41060-2512	12 V	2.08	24.96	<a href="#">RFQ</a>
GT-51084-12N12-JP	12 V	3	36.00	<a href="#">RFQ</a>
GT-41060-2515	15 V	1.66	24.90	<a href="#">RFQ</a>
GT-41060-2518	18 V	1.38	24.84	<a href="#">RFQ</a>
GT-41060-2520	20 V	1.25	25.00	<a href="#">RFQ</a>
GT-41060-2524	24 V	1.04	24.96	<a href="#">RFQ</a>
DA-60-24	24 V	2.5	60.00	<a href="#">RFQ</a>
GTMDT66A-25.2-2500-325.2 V	2.5	2.5	63.00	<a href="#">RFQ</a>
GT-41060-2530	30 V	0.83	24.90	<a href="#">RFQ</a>
GT-41060-2548	48 V	0.52	24.96	<a href="#">RFQ</a>

## SPECIFICATIONS

### A) ELECTRICAL SPECIFICATIONS:

1. Input Voltage: Specified 90-264 Vac, Nameplate rated: 100-240Vac
2. Input Frequency: Specified 47-63 Hz, Nameplate rated 50-60Hz
3. Output Regulation: +/- 5% measured at the output connector
4. Line Voltage Regulation: +/- 1% maximum at full load
5. Output Ripple (Vp-p): 1% or 150 mV whichever is greater measured at 20 MHz bandwidth with 0.1 uf ceramic capacitor in parallel with 10 uf electrolytic capacitor connected at the end of output connector at nominal line
6. Turn-On/Turn-Off Overshoot: 5% maximum, 500uS maximum recovery time for 25% to 50% step load
7. Turn-On Delay: 3000 mSEC maximum at full load, 115VAC
8. Hold-Up Time: 10mS minimum at nominal input and full load
9. Inrush Current: 30A typical at 115VAC input and 60A typical at 230 VAC input
10. Switching Frequency: 65 KHz typical

### B) PROTECTION

1. Over-Voltage: Protected, unit will recover upon removal of fault
2. Over-Load: Protected, unit will recover upon removal of fault
2. Short Circuit: Protected, unit will recover upon removal of fault
3. Input Protection: Input line fusing

### C) SAFETY

1. Dielectric Withstand Voltage: 4242Vdc from primary to secondary
2. Touch Current: <0.25mA @ 240Vac input voltage

### D) OTHER:

1. MTBF: 200,000 hours @ 25°C ambient temperature
2. Operating Temperature: 0°C to 40°C ambient temperature
3. Humidity: 0% to 90% relative humidity
4. Storage Temperature: -40°C to 80°C
5. ROHS 2: Complies with EU 2011/65/EU & CHINA SJ/T 11363-2006

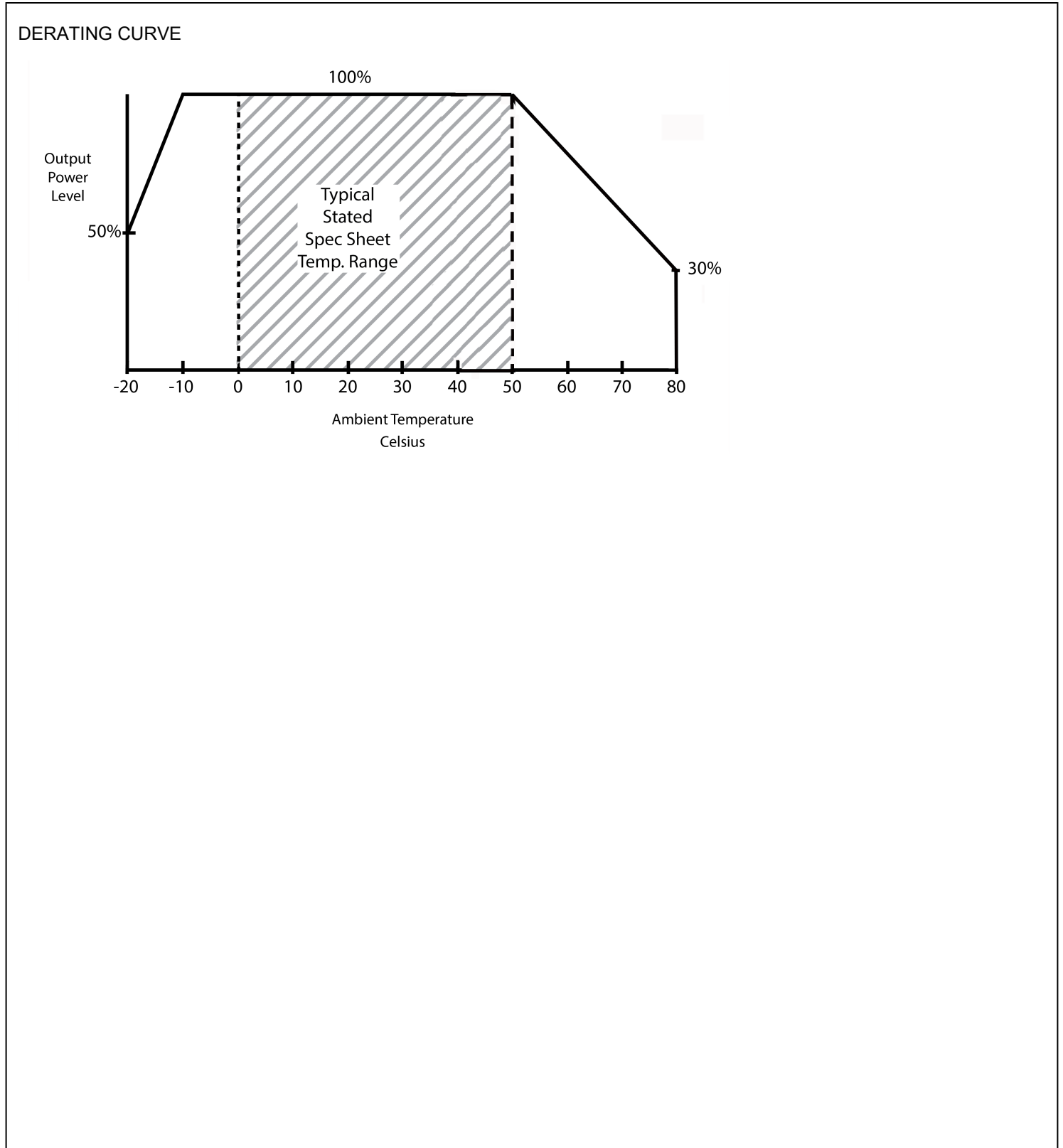
### E) ENCLOSURE

1. Upper Housing: High impact plastic, 94V0 polycarbonate, non-vented
2. Lower Housing: High impact plastic, 94V0 polycarbonate, non-vented
3. Size: 84.0\* 56.0\*37.9 mm +/-1.0
4. Green LED indicator for power "Power On"

Delivering leading edge, innovative power solutions for more than **30** years....

Model:GT-41060-WVVV-Q

June 24, 2019



Delivering leading edge, innovative power solutions for more than 30 years....

Model:GT-41060-WVVV-Q


June 24, 2019

**Input Configuration**

Description Blade Options for Q Series Wall Plug-in Power Supplies

 Data Sheet: <http://en.globtek.com/interchangeable-blades.php>

 Insertion Instructions: <http://www.globtek.com/pdf/Instructions-Interchangeable-Blades.pdf>

 Video: [Q-Blade Style Instruction Video](#)


INPUT CONNECTOR: Q-Socket (below are available blades configurations which are "not included" (unless stated above); can be purchased separately, package with power supply or as a separate "Q-KIT" if specified

- 01. United States / Canada / Japan NEMA 1-15P/IEC PLUG A [WORKS IN PLUG B] configuration: NA 2 blades, Class II; US/CA/JP P/N: Q-NA(R)
- 02. Australian AS 3112 configuration: SAA 2 blade/IEC TYPE I, Class II; AU P/N: Q-SAA(R)
- 03. UK BS 1363 configuration: UK 3 blade with dummy Ground/IEC TYPE G, Class II; GB P/N: Q-UK(R)
- 04. European CEE 7/16 configuration: Europlug 2 pins/IEC TYPE C [WORKS IN TYPE E&F], Class II; EU P/N: Q-EU(R)
- 05. Korean KS C8305 configuration: 2 pins/SIMILAR TO IEC TYPE C, Class II; KR P/N: Q-KR(R)
- 06. Argentina IRAM 2073 configuration: 2 blades/SIMILAR TO IEC TYPE I; AR P/N: Class II Q-AR(R)
- 07. China GB 2099 configuration: 2 blades/SIMILAR TO TYPE A, Class II; CN P/N: Q-CN(R)
- 08. India IS 1293 6A/BS546 configuration: 5A, 3 pins with Dummy Ground, Class II/IEC TYPE D; IN P/N: Q-IN(R)
- 09. IEC320/C18 Inlet, Class II; P/N: Q-C18(R)
- 10. Brazilian NBR6147 configuration: 2 pins, Class II; SIMILAR TO IEC TYPE C BR P/N: Q-BR(R)
- 11. South Africa SABS164-1, 3 round prongs, Class II + dummy ground, IEC TYPE M P/N: Q-SANS164-1-16A(R)
- 12. South Africa SABS164-4, 3 round prongs with a notched prong @ 0°, Class II + dummy ground, IEC TYPE M Red, P/N: Q-SANS164-4L-16A(R)

Delivering leading edge, innovative power solutions for more than **30** years....

Model:GT-41060-WVVV-Q

June 24, 2019

13. South Africa SABS164-4, 3 round prongs with a notched prong @ -53°, Class II + dummy ground, Blue, IEC TYPE M, P/N:  
Q-SANS164-4C-16A(R)
14. South Africa SABS164-4, 3 round prongs with a notched prong @ +53°, Class II + dummy ground, Black, IEC TYPE M P/N:  
Q-SANS164-4R-16A(R)

**Kits**

- 01. Q-KIT: 1,2,3,4 above
- 02. Q-KIT-INTL: 2,3,4 above
- 03. Q-KIT-6: 1,2,3,4,5,6 above
- 04. Q-KIT-7: 1,2,3,4,5,6,7 above
- 05. Q-KIT-8: 1,2,3,4,5,6,7,8 above



Delivering leading edge, innovative power solutions for more than 30 years....

Model:GT-41060-WVVV-Q

June 24, 2019

**Output Configuration**

Common output connector options:


 L Type (Coaxial  
5.5x2.5mm plug)

 C Type (Coaxial  
5.5x2.1mm plug)

 K Type (Coaxial  
3.5x1.3mm plug)

 LL Type (5.5x2.5mm  
Locking 760k type)

 CL Type (5.5x2.1mm  
Locking S761k type)

 ML2 Type (Molex  
housing 43025-0200)


YL3 Type (KPPX-3P)



YL4 Type (KPPX-4P)


 EJ1/2/3/4/5 (EIAJ  
RC-5320A type  
connectors)


MSB Type (Micro USB)


 USBC Type (USB Type  
C)

 Inquire for custom  
design

 For a comprehensive list of options, [click here](#)

Contact GlobTek for your specific requirements or custom solutions.

Delivering leading edge, innovative power solutions for more than 30 years....

Model:GT-41060-WVVV-Q

June 24, 2019

## Approvals











Logo	Description
No Logo	CB Certificate IEC 60950-1:2005 (2nd Edition), Am 1: 2009, CB report IEC 60950-1:2005 (2nd Edition), Am 1: 2009 and EN 60950-1:2006 + Am 1:2010 + Am 11:2009 + Am 12:2011
	CCC to GB4943.1-2011; GB/T9254-2008 GB17625.1-2012, Tropical <2000
	CE Mark: tested to comply with EN55022:2006/A1:2007 Class B, EN610003-2, EN610003-3 including EN61000-4-2, EN61000-4-3, EN61000-4-4, EN61000-4-5, EN61000-4-6N EN61000-4-11; EMI: Complies with EN55011 CLASS B and FCC Part 15B - On label or Molded in case
	CHINA SJ/T 11364-2014, China RoHS Chart: <a href="http://en.globtek.com/globtek-rohs.php">http://en.globtek.com/globtek-rohs.php</a>
	UL60950-1, cULus to UL 60950-1, 2nd Edition, 2007-03-27 and CSA C22.2 No. 60950-1-07, 2nd Edition, 2007-03
	Certification # TC RU 0585806 Custom Union of Russia, Belarus and Kazakhstan
	FCC PART 15 CLASS B
	Bureau Of Indian Standards for GT-41060-2512
	Indoor Use Only - Mark is on the label or Molded in the case
IP40	Ingress Protection: ?IP40 to IEC60529:2001 Protection against granular foreign bodies
IP52 OPTIONAL	Ingress Protection: ?IP52 to IEC60529:2001 Protected against dust - limited ingress (no harmful deposit) and Protected against direct sprays up to 15 degrees from the vertical
	IRAM certificate DC-E-G71-002.1 to IEC 60950 + A1:2009
<b>DC-E-G71-002.1</b>	
<b>PRECAUCION: PARA USO EN EQUIPOS ELECTRONICOS SOLAMENTE</b>	

JAPAN TUV R-PSE, Cert. No. JD 50314327, to J60950-1(H26) , J55022(H22),J3000(H25) [15V?30V].

Delivering leading edge, innovative power solutions for more than 30 years....

Model:GT-41060-WVVV-Q

June 24, 2019

	Please reference the following website for guidelines on PSE regulations: <a href="http://en.globtek.com/importing-ite-and-medical-power-supplies-ac-adaptors-to-japan/">http://en.globtek.com/importing-ite-and-medical-power-supplies-ac-adaptors-to-japan/</a>
GlobTek, Inc.	
	JAPAN TUV R-PSE, Cert. No. JD 50314327, to J60950-1(H26) , J55022(H22),J3000(H25)[15V or less]. Please reference the following website for guidelines on PSE regulations: <a href="http://en.globtek.com/importing-ite-and-medical-power-supplies-ac-adaptors-to-japan/">http://en.globtek.com/importing-ite-and-medical-power-supplies-ac-adaptors-to-japan/</a>
GlobTek, Inc.	
 직류전원장치 AC/DC ADAPTER KTC HU10173-10024A 최저 소비효율기준 인증 제품 모델명:GT-41060-2512 Mfg Name: GLOBTEK (SUZHOU) CO.,LTD A/S Center: 10-6221-6100	Korea KET KC Mark GT-41060-2512 HU10173-10024A (12V Only)
EFFICIENCY LEVEL <b>IV</b> 115V	Efficiency: complies to section 301 of Energy Independence and Security Act (EISA) complies with Energy Star tier 2 (North America), ECP tier 2 (China), MEPS tier 2 (Australia), Code of Conduct (Europe) Limited Power Source GT-41060 9 - 30 volts only
LPS	
	NEMKO EN60950-1:2006, A11, A1, A12,A2
	Natural Resources Canada (NRCAN): CSA Standard C381.1-08, QSP NRCAN EEV1191; <a href="http://shop.csa.ca/en/canada/energy-efficiency/canca-c3811-08/invt/27024802008">http://shop.csa.ca/en/canada/energy-efficiency/canca-c3811-08/invt/27024802008</a>
	Australia and New Zealand Regulatory Compliance, Mark ( <a href="http://rcm.standards.org.au/rcmfaq/rcmfaq.htm">http://rcm.standards.org.au/rcmfaq/rcmfaq.htm</a> )
RoHS	Specifications of directive 2011/65/EU Annex VI (ROHS-2) with amendment 2015/863-EU (ROHS-3) <a href="http://www.ce-mark.com/Rohs%20final.pdf">http://www.ce-mark.com/Rohs%20final.pdf</a>
	
100599-12	Singapore GT-41060-2512 ICE 60950-1:2001 + 2009 100599-12 (12 v only)
	Ukraine UKRSepto (Document: <a href="http://www.globtek.com/html/iso_certificates/GT_Ukraine.pdf">www.globtek.com/html/iso_certificates/GT_Ukraine.pdf</a> )
10276	
	Japan: Voluntary Control Council for Interference (VCCI)
	WEEE: Complies with EU 2012/19/EU ( <a href="http://ec.europa.eu/environment/waste/weee/index_en.htm">http://ec.europa.eu/environment/waste/weee/index_en.htm</a> ) Mark is on the label or Molded in the case