

Delivering leading edge, innovative power solutions for more than 30 years....

Model:GTM9X1001P-WWWVV-T2A

August 17, 2019

GTM9X1001P-WWWVV-T2A

Information

Model Number GTM9X1001P-WWWVV-T2A

Description GTM9X1001P-WWWVV-T2A, ITE / Medical Power Supply/Class 2/Household Power Supply, 60601-1-4th Ed. , Desktop/External, Regulated Switchmode AC-DC Power Supply AC Adaptor, , Input Rating: 100-240V~, 50-60 Hz, IEC 60320/C18 AC Inlet connector, Class II, Non-Earth Ground, Output Rating: 100 Watts, Power rating with convection cooling (W) , 15V in 0.1V increments, Approvals: EAC; VCCI; PSE; Double Insulation; RoHS; Ukraine; WEEE; China RoHS;

Model Picture



Agency

Documents

CE

EC-Declaration https://www.globtek.com/pdf/ec_declaration/a000c00000QCxcTEAT

RoHS/RoHS2

Declaration https://www.globtek.com/pdf/rohs_cert/a000c00000QCxcTEAT

REACH

Declaration https://www.globtek.com/pdf/iso_certificates/REACH.pdf

Conflict

Minerals <https://www.globtek.com/pdf/conflict-minerals.pdf>

Declaration

Delivering leading edge, innovative power solutions for more than **30** years....

Model:GTM9X1001P-WWWWV-T2A

August 17, 2019

Model Parameters

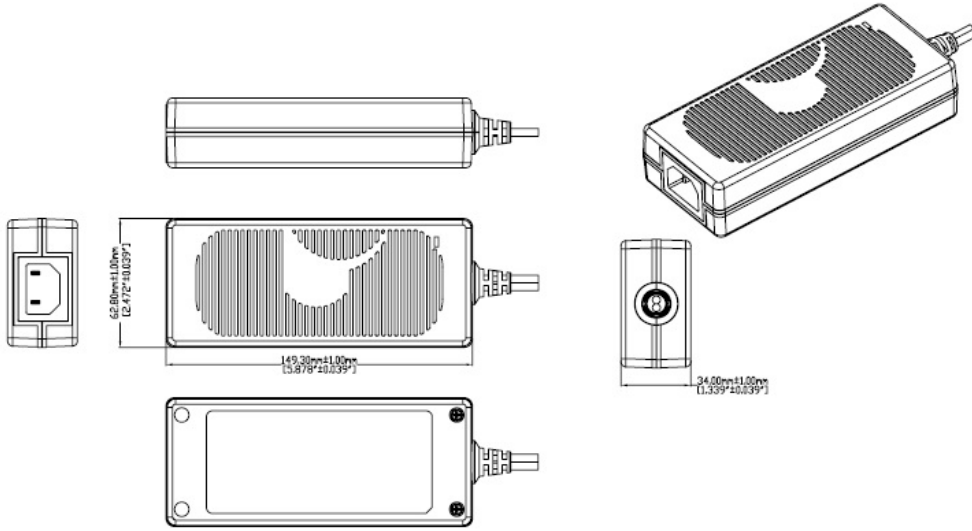
Type	Desktop/External
Technology	Regulated Switchmode AC-DC Power Supply AC Adaptor
Category	ITE / Medical Power Supply/Class 2/Household Power Supply
Input Voltage	100-240V~, 50-60 Hz
I/P Amps (A)	1.3 A
Wattage (W)	100.0
Vout Range (V)	15
Efficiency Level	
Ingress Protection	IP42
Size (mm)	149.4 x 62.6 x 33.5

Delivering leading edge, innovative power solutions for more than 30 years....

Model:GTM9X1001P-WWWVV-T2A

August 17, 2019

ENCLOSURE



Delivering leading edge, innovative power solutions for more than **30** years....

Model:GTM9X1001P-WWWVV-T2A

August 17, 2019

RATING TABLE

Model Number	Voltage	Amps(A)	Watts(W)	RFQ
GTM9X1001P-10015-T2A	15 V	6.666	99.99	RFQ

Delivering leading edge, innovative power solutions for more than 30 years....

Model:GTM9X1001P-WWWWV-T2A

August 17, 2019

SPECIFICATIONS**A) ELECTRICAL SPECIFICATIONS:****01. Input Range, Terrestrial:**

Voltage: Specified 80-264 Vac, Nameplate rated: 100-240Vac

Frequency: Specified 47-63 Hz, Nameplate rated 50/60Hz

02. Input Range, Aviation:

Voltage: Specified 90-134 Vac, Nameplate rated: 100-122Vac

Frequency: Specified 360-440 Hz, Nameplate rated 400Hz

03. Power Factor: 0.97 minimum, for all input conditions at 100W load**04. AC Line Current Harmonics:** Under Avionics input conditions, must comply with DO-160G section 16.7.1 for Designation H, Category A(CF). See DO-160G Table 16.4 for limits.**05. Output Power: 100W Continuous, 120W Surge****06. Output Voltage: 15.10V +/- 1% measured at the output connector at No Load****07. Line Voltage Regulation: +/- 0.1% max measured at full load****08. Load Regulation: 550mV max, measured when the output cord is at room temperature****09. Output Ripple (Vp-p): 150 mV, measured at 20 MHz bandwidth with 0.1 uF ceramic capacitor in parallel with a low impedance 10 uF electrolytic capacitor connected at the end of the output connector**

across the range of input and output conditions.

10. Turn-ON/OFF Overshoot: 5% maximum, 1 mS typical recovery time for 25% to 50% step load**11. Turn-ON Delay: 1 second typical****12. Hold-Up Time: 20 mS minimum****13. Inrush Current: Complies with DO-160G section 16.7.5.2****14. Switching Frequency: Varies from 25KHz to 125KHz****15. Efficiency: Exceeds 88% at all input voltages and frequencies at 100W load condition****16. No Load Standby Power: <0.21 W @ 230Vac****17. Remote voltage sense option****B) PROTECTION****01. Input Protection: Input line fusing and 300Vac rated MOV****02. Short Circuit/ Overload: Electronically Protected unit will auto recover upon removal of fault**

Output Current Limit: 8.8A minimum, 11A maximum

03. Over-Temperature : Latching Electronic Overtemperature protection. Cycle AC OFF to reset.**03a. Back-up OTP: Provided by one-shot, thermal fuse device****04. Output Over-Voltage: 110% to 135% of nominal output voltage under full load condition. Latching protection, cycle AC OFF to reset.****C) SAFETY****01. Dielectric Withstand Voltage: 4000Vac or 5656Vdc from input to output,****02. Class II input for compliance to IEC 60601-1-11 Residential Use ME****03. Touch Current: < 100uA under all input conditions****06. Means of Protection: 2 x MOPP****07. Primary to Secondary Bridging Capacitance: Two IEC60384-14 certified Y1 type capacitors in series****08. Compliant Standards: IEC 60601-1, IEC 60601-1-11, DO-160G****D) EMC**EN 60601-1-2, 4th edition and DO-160G

Emissions, per EN 55032, EN 61000-6-3, EN 61000-6-4

Conducted Emissions: Class B, FCC Part 15, Class B

Radiated Emissions: Class B, FCC Part 15, Class B

Line Frequency Harmonics EN61000-3-2, Class A

Voltage Fluctuations/Flicker EN61000-3-3

PROPRIETARY INFORMATION

PROPRIETARY OF GLOBTEK, INC. ANY REPRODUCTION, DISCLOSURE OR USE OF THIS DRAWING, IN WHOLE OR IN PART, IS HEREBY PROHIBITED EXCEPT AS SPECIFIED IN WRITING BY GLOBTEK, INC.

<http://en.globtek.com/datasheet/id/a000c00000QCxcT>

Delivering leading edge, innovative power solutions for more than **30** years....

Model:GTM9X1001P-WWWVV-T2A

August 17, 2019

Immunity, per EN 55024, EN 61000-6-1, EN 61000-6-2

Static Discharge Immunity EN61000-4-2, 10kV Contact Discharge, 18kV air discharge

Radiated RF Immunity EN61000-4-3, 10V/m 80-1000MHz, 3V/m 1-2.7GHz, 80% 1KHz AM.

EFT/Burst Immunity EN61000-4-4, 4kV/100kHz.

Line Surge Immunity EN61000-4-5, 2kV differential, 4kV common-mode

Conducted RF Immunity EN61000-4-6, 3Vrms, 80% 1KHz AM

Power Frequency Magnetic Field Immunity EN61000-4-8, 3A/m

Voltage Dip Immunity EN61000-4-11, Criteria

E) OTHER:

01. MTBF: 1,000,000 Hours @ 40°C ambient temperature, Full Load

02. Operating Temperature:

0°C to 40°C ambient temperature with 100W load

03. Humidity: 15% to 95% relative humidity, non-condensing

04. Storage Temperature: -30°C to 70°C

05. Cooling: Convection

06. ROHS: Compliant with latest regulations, see approvals section below

07. Operational Altitude: 5000M

F) DESKTOP STYLE ENCLOSURE

01. Housing: High impact plastic, 94V0 polycarbonate, non-vented

02. Size: 149.4 x 62.6 x 33.5 +/-1.0 mm

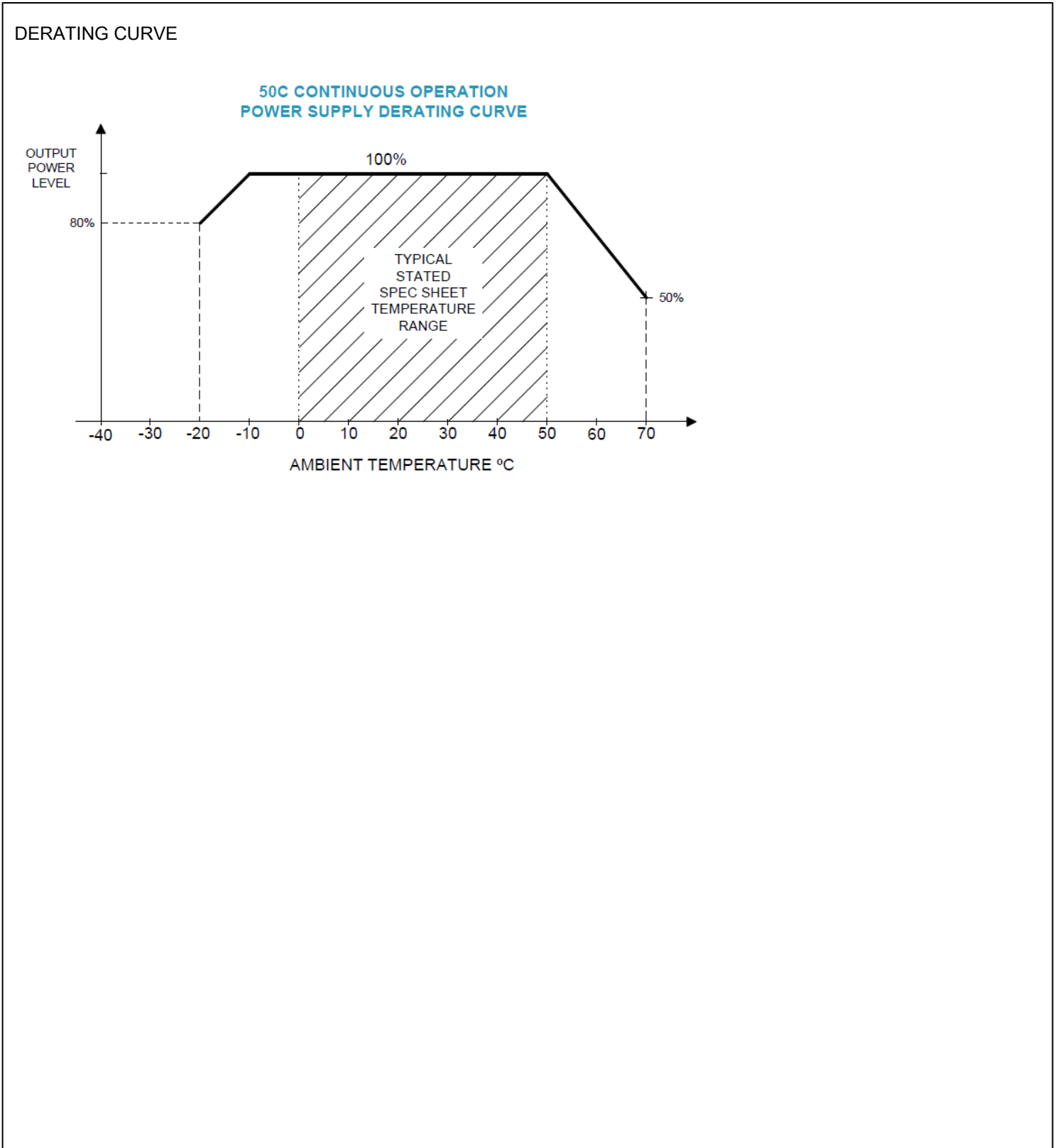
03. Markings: Label or Laser printed

04. AC Input mechanical: Desktop with C18 IEC Inlet.

Delivering leading edge, innovative power solutions for more than **30** years....

Model:GTM9X1001P-WWWVV-T2A

August 17, 2019



PROPRIETARY INFORMATION

PROPRIETARY OF GLOBTEK, INC. ANY REPRODUCTION, DISCLOSURE OR USE OF THIS DRAWING, IN WHOLE OR IN PART, IS HEREBY PROHIBITED EXCEPT AS SPECIFIED IN WRITING BY GLOBTEK, INC.

<http://en.globtek.com/datasheet/id/a000c00000QCxcT>

Delivering leading edge, innovative power solutions for more than **30** years....


Model:GTM9X1001P-WWWVV-T2A

August 17, 2019

Input Configuration

Description IEC 60320/C18 AC Inlet connector, Class II, Non-Earth Ground

Mates with IEC 60320/C17 Plug


[Standard International IEC 320/C17 Cordsets](#)

Below are standard cordsets which are "not included" (unless stated above); these may be purchased separately or packaged with the power contact your Sales Engineer if the style required is not shown below. Many more available in different lengths, colors or cable material.

Part Number/ Link	Country	Plug	Termination	Length (mm)	L
209A4062M071(R)	Argentina (Type I)	IRAM 2063	IEC320/C17	2000	6
5014112M071A(R)	Australia (Type I)	AS3112	IEC 320/C17	2000	6
204B4062M071(R)	Brazil (Type N)	NRR 14136	IEC320/C17	2000	6
4533502M071A(R)	China (Type A)	GB 2099.1	IEC320/C17	2000	6
2074232M071C(R)	Europe (2.5A, Type C)	CEE 7/7	IEC 320/C17	2000	6
489C4232M071A(R)	Europe (10A)	CEE 7/17	IEC320/C17	2000	6

Delivering leading edge, innovative power solutions for more than **30** years....

Model:GTM9X1001P-WWWWV-T2A

August 17, 2019

208A41111M8071A(R)	India (Type D)	IS 1293	IEC 320/C17	1800	6
451J3322M071A(R)	Japan (Type A)	JIS 8303	IEC320/C17	2000	6
401P1086F071A(R) 401P1086F071C(R)	North America (Type A)	NEMA 1-15P	IEC 320/C17	1828	6
401P1219F71A	North America (Type A)	NEMA 1-15P	IEC 320/C17	2743	9
4033321M8071(R)	Taiwan (Type A)	CNS10917	IEC 320/C17	1800	6
6104232M071A(R)	UK, Hong Kong, Singapore, Gulf States (Type G)	BS1363 (Fuse 3A)	IEC 320/C17	2000	6

Delivering leading edge, innovative power solutions for more than 30 years....

Model:GTM9X1001P-WWWWV-T2A

August 17, 2019

Output Configuration

Common output connector options:


 L Type (Coaxial
5.5x2.5mm plug)

 C Type (Coaxial
5.5x2.1mm plug)

 K Type (Coaxial
3.5x1.3mm plug)

 LL Type (5.5x2.5mm
Locking 760k type)

 CL Type (5.5x2.1mm
Locking S761k type)

 ML2 Type (Molex
housing 43025-0200)


YL3 Type (KPPX-3P)



YL4 Type (KPPX-4P)


 EJ1/2/3/4/5 (EIAJ
RC-5320A type
connectors)


MSB Type (Micro USB)


 USBC Type (USB Type
C)

 Inquire for custom
design

 For a comprehensive list of options, [click here](#)








Contact GlobTek for your specific requirements or custom solutions.

Delivering leading edge, innovative power solutions for more than **30** years....

Model:GTM9X1001P-WWWVV-T2A

August 17, 2019

Approvals

Logo	Description
	CHINA SJ/T 11364-2014, China RoHS Chart: http://en.globtek.com/globtek-rohs.php
	Declaration ДС № EAЭC N RU Д-US.KA01.B.10453_19 Custom Union of Russia, Belarus and Kazakhstan http://www.globtek.com/redirect/?loc=gost-certificate-eac-declaration
	Indoor Use Only - Mark is on the label or Molded in the case
 GlobTek, Inc.	JAPAN TUV R-PSE, Cert. No. JD 50313287, to J60950-1(H26) , J55022(H22),J3000(H25)[15V or less]. Please reference the following website for guidelines on PSE regulations: http://en.globtek.com/importing-ite-and-medical-power-supplies-ac-adaptors-to-japan/
RoHS	Specifications of directive 2011/65/EU Annex VI (ROHS-2) with amendment 2015/863-EU (ROHS-3) http://www.ce-mark.com/Rohs%20final.pdf
 10276	Ukraine UKRSepro (Document: www.globtek.com/html/iso_certificates/GT_Ukraine.pdf)
 	Japan: Voluntary Control Council for Interference (VCCI) WEEE: Complies with EU 2012/19/EU (http://ec.europa.eu/environment/waste/wEEE/index_en.htm) Mark is on the label or Molded in the case